










OCTOBER 2021

Sector Seasonalities: Long = (L); Short = (S)

Start: Banking (L), Broker/Dealer (L), Computer Tech (L), Consumer Discretionary (L), Consumer Staples (L), Healthcare (L), Industrials (L), Materials (L), Pharmaceutical (L), Real Estate (L), Semiconductor (L), Telecom (L), Transports (L)

In Play: Gold & Silver (L), Biotech (L), High-Tech (L), Oil (S)

Finish: Utilities (L), Materials (S), Industrials (S), Transports (S), Semiconductor (S)

| MONDAY | TUESDAY | WEDNESDAY | THURSDAY | FRIDAY | SAT | SUN |
|--|---|--|--|--|-----|------------------------|
| | | | | 1 First Trading Day, Dow Down 9 of Last 16 | 2 | 3 |
| <p>*Tuesdays: Weekly Chain Store Sales & Avg Hourly Earnings</p> <p>*Wednesdays: Oil & Gas Inventories</p> <p>*Thursdays: Weekly Unemployment Report, Weekly Mutual Fund Flows & Weekly Natural Gas Storage Report</p> <p>*Fridays: Weekly Leading Economic Index</p> <p>*<i>Except holidays</i></p> | | | | Construction Spending ISM Index | | |
| 4 | 5  Average October Gains Last 21 Years: DJIA: 1.3% Up 14 Down 7 Rank #4 | 6 S&P: 1.0% Up 13 Down 8 Rank #4 | 7  NAS: 1.9% Up 13 Down 8 Rank #1 | 8 | 9 | 10 |
| Factory Orders Vehicle Sales | Int'l Trade Deficit ISM Services Index | | Consumer Credit | ECRI Future Inflation Index Employment Rate Wholesale Trade | | |
| 11 Columbus Day (Bond Market Closed) Monday of Expiration Week, Dow Up 30 of Last 39 | 12 | 13 | 14  | 15  Expiration Day, DJIA Up 7 of Last 10 | 16 | 17 |
| | October 2011, Second DJIA Month to Gain 1000 Points DJIA Lost 1874 (18.2%) on the Week Ending 10/10/08, Worst Week Ever | | | Business Inventories Import/Export Prices Industrial Production Retail Sales U Mich Consumer Sentiment | | |
| | | CPI FOMC Minutes Treasury Budget | PPI | | | |
| 18  Crash of 1987 (10/19), DJIA Down 22.6% in One Day | 19 | 20 | 21  | 22  | 23 | 24 |
| Housing Mrkt Index | Housing Starts | Beige Book | Existing Home Sales Leading Indicators Philadelphia Fed Survey Semiconductor Billings | | | |
| Late October is Time to Buy Depressed Stocks, Especially Tech and Small Caps October Ends DJIA and S&P "Worst Six Months" And NASDAQ "Worst Four" | | | | | | |
| 25  | 26 | 27 | 28  91st Anniversary of 1929 Crash. DJIA Off 23.0% in Two Days, October 28 & 29 | 29 | 30 | 31 Halloween |
| | Consumer Confidence New Home Sales | Durable Goods | GDP - Q3 Advance | Agricultural Prices Chicago PMI ECI Personal Income/Spending U Mich Consumer Sentiment | | |

Economic release dates obtained from sources believed to be reliable. All dates subject to change.



Bull symbol signifies a favorable day based on the S&P 500 Rising 60% or more of the time on a particular trading day 2000-2020



Bear symbol signifies an unfavorable day based on the S&P 500 Falling 60% or more of the time on a particular trading day 2000-2020