

# MAY 2026

**Sector Seasonalities: Long = (L); Short = (S)**









**Start:** Banking (S), Gold and Silver (S), Materials (S), Oil (S)

**In Play:** Consumer Disc. (L), Consumer Staples (L), Oil (L), Natural Gas (L),

InfoTech (L), Utilities (L), Computer Tech (L)

**Finish:** Banking (L), Healthcare (L), Industrials (L), Materials (L),

Real Estate (L), Transports (L)

MONDAY	TUESDAY	WEDNESDAY	THURSDAY	FRIDAY	SAT	SUN
<p>*Tuesdays: Wkly Chain Store Sales &amp; Avg Hrly Earnings            *Wednesdays: Oil &amp; Gas Inventories            *Thursdays: Wkly Unemployment Report, Wkly Mutual Fund Flows &amp; Wkly Natural Gas Storage Report            *Fridays: Wkly Leading Economic Index            *Except holidays</p>				<p><b>1</b>   <b>First Trading Day, S&amp;P Up 19 of Last 28</b></p>	<b>2</b>	<b>3</b>
<b>4</b>	<b>5</b>	<b>6</b>	<b>7</b> 	<b>8</b>	<b>9</b>	<b>10</b>
<p>Factory Orders Vehicle Sales</p>	<p><b>Dow: -0.03% Up 14 Down 7 Rank #7</b></p> <p>Int'l Trade Deficit ISM Services Index New Home Sales (Feb &amp; Mar)</p>	<p><b>Average May Gains Last 21 Years: S&amp;P: 0.6% Up 16 Down 5 Rank #6</b></p>	<p><b>NAS: 1.6% Up 14 Down 7 Rank #3</b></p> <p>Construction Spndng (Feb&amp;Mar) Consumer Credit Productivity and Costs</p>	<p><b>Friday Before Mother's Day, DJIA Up 20 of Last 31</b></p> <p>ECRI Future Inflation Index Employment Rate U Mich Consumer Sentiment Wholesale Trade</p>		<p><b>Mother's Day</b></p>
<b>11</b>	<b>12</b>	<b>13</b> 	<b>14</b>	<b>15</b>  	<b>16</b>	<b>17</b>
<p><b>Monday of Expiration Week, DJIA Up 27 of Last 38, But Down 8 of Last 15</b></p> <p>Existing Home Sales</p>	<p><b>Day After Mother's Day, DJIA Up 19 of Last 31, But Down 9 of Last 14</b></p> <p>CPI Treasury Budget</p>	<p>PPI</p>	<p>Business Inventories Import/Export Prices Retail Sales</p>	<p><b>Expiration Day, DJIA Up 17 of Last 25</b></p> <p>Industrial Production</p>		
<b>18</b>	<b>19</b>	<b>20</b> 	<b>21</b>	<b>22</b>	<b>23</b>	<b>24</b>
<p>Housing Mrkt Index</p>		<p>FOMC Minutes Semiconductor Billings</p>	<p>Housing Starts Philadelphia Fed Survey</p>	<p><b>Friday Before Memorial Day, DJIA Mixed Up 13, Down 13, Average -0.05%</b></p> <p>Leading Indicators U Mich Consumer Sentiment</p>		
<b>25</b>	<b>26</b> 	<b>27</b>	<b>28</b> 	<b>29</b>	<b>30</b>	<b>31</b>
<p><b>Memorial Day (Market Closed)</b></p>	<p><b>Day After Memorial Day, DJIA Up 24 of Last 40, But Down 8 of Last 11</b></p> <p>Consumer Confidence</p>		<p>Durable Goods GDP - Q1 Revised New Home Sales Personal Income/Outlays - PCE</p>	<p>Agricultural Prices Chicago PMI</p>		

Economic release dates obtained from sources believed to be reliable. All dates subject to change.



Bull symbol signifies a favorable day based on the S&P 500 Rising 60% or more of the time on a particular trading day 2005-2025



Bear symbol signifies an unfavorable day based on the S&P 500 Falling 60% or more of the time on a particular trading day 2005-2025