

NOVEMBER 2025

Sector Seasonalities: Long = (L); Short = (S)















Start: None

In Play: Gold & Silver (L), Biotech (L), InfoTech (L), Consumer Disc & Staples (L),

Banking (L), Broker/Dealer (L), Computer Tech (L), Healthcare (L), Industrials (L),

Materials (L), Pharmaceutical (L), Real Estate (L), Semiconductor (L), Telecom (L), Transports (L)

Finish: None

MONDAY	TUESDAY	WEDNESDAY	THURSDAY	FRIDAY	SAT	SUN
<p>*Tues: Wkly Chain Store Sales & Avg Hourly Earnings</p> <p>*Wed: Oil & Gas Inventories</p> <p>*Thurs: Weekly Unemployment Report, Weekly Mutual Fund Flows & Weekly Natural Gas Storage Report</p> <p>*Fri: Weekly Leading Economic Index</p> <p><i>*Except holidays</i></p>					1	2
<p>November Begins DJIA & S&P 500 "Best Six Months" and NASDAQ "Best Eight Months"</p>						Daylight Saving Time Ends
3  1st Trading Day Dow Up 12 of Last 16 Construction Spending ISM Index	4 Election Day  Average November Gains Last 21 Years: Dow: 2.7% Up 16 Down 5 Rank #1 Factory Orders Int'l Trade Deficit Vehicle Sales	5  S&P: 2.3% Up 16 Down 5 Rank #1 ISM Services Index	6  NAS: 2.4% Up 17 Down 4 Rank #2 Productivity and Costs Wholesale Trade	7  Consumer Credit ECRI Future Inflation Index Employment Rate U Mich Consumer Sentiment	8	9
10 	11 Veterans' Day  (Bond Market Closed)	12	13  CPI Treasury Budget	14 Business Inventories PPI Retail Sales	15	16
17 First Trading Day Of Expiration Week, Dow Up 14 of Last 21	18  Week Before Thanksgiving, Dow Up 21 of Last 32, But Down 6 of Last 8, Off 2.2% in 2018 Thanksgiving Trade: Long into weakness prior, exit into strength before or after Housing Mkt Index Import/Export Prices Industrial Production	19 FOMC Minutes Housing Starts	20 Existing Home Sales Leading Indicators Philadelphia Fed Survey Semiconductor Billings	21   Expiration Day, Dow Up 16 of Last 22 +6.5% in 2008 U Mich Consumer Sentiment	22	23
24 	25  Consumer Confidence	26  Beige Book Chicago PMI Durable Goods GDP - Q3 Revised New Home Sales Personal Income/Outlays - PCE	27 Thanksgiving (Market Closed)	28 Last Trading Day S&P Down 16 of Last 27 (Shortened Trading) Agricultural Prices	29	30

Economic release dates obtained from sources believed to be reliable. All dates subject to change.



Bull symbol signifies a favorable day based on the S&P 500 Rising 60% or more of the time on a particular trading day 2004-2024



Bear symbol signifies an unfavorable day based on the S&P 500 Falling 60% or more of the time on a particular trading day 2004-2024