

DECEMBER 2022

Sector Seasonalities: Long = (L); Short = (S)











Start: Oil (L)

In Play: Biotech (L), Info-Tech (L), Banking (L), Broker/Dealer (L),

Computer Tech (L), Consumer Disc. (L), Consumer Staples (L), Healthcare (L), Industrials (L),

Materials (L), Pharmaceutical (L), Real Estate (L), Transports (L)

Finish: Gold & Silver (L), Semiconductor (L), Telecom (L)

MONDAY	TUESDAY	WEDNESDAY	THURSDAY	FRIDAY	SAT	SUN
<p>*Tues: Wkly Chain Store Sales & Avg Hourly Earnings *Wed: Oil & Gas Inventories *Thurs: Weekly Unemployment Report, Weekly Mutual Fund Flows & Weekly Natural Gas Storage Report *Fri: Weekly Leading Economic Index *Except holidays</p>			<p>1  1st Trading Day NAS Up 22 of Last 34</p> <p>Construction Spending ISM Index</p>	<p>2</p> <p>ECRI Future Inflation Index Employment Rate Vehicle Sales</p>	<p>3</p>	<p>4</p>
<p>5</p> <p>Factory Orders ISM Services Index</p>	<p>6</p> <p>Average December Performance Last 21 Years: Dow: 1.0% Up 14 Down 7 Rank #5</p> <p>Int'l Trade Deficit</p>	<p>7</p> <p>S&P: 0.9% Up 15 Down 6 Rank #5</p> <p>Consumer Credit Productivity and Costs</p>	<p>8</p> <p>NAS: 0.5% Up 13 Down 8 Rank #8</p>	<p>9</p> <p>PPI U Mich Consumer Sentiment Wholesale Trade</p>	<p>10</p>	<p>11</p>
<p>12</p> <p>Monday Before Expiration, S&P 500 Up 13 of Last 22</p> <p>Treasury Budget</p>	<p>13</p> <p>CPI</p>	<p>14</p> <p>FOMC Meeting Import/Export Prices</p>	<p>15  Triple Witching Week, S&P 500 Up 28 of Last 38 Small Cap Strength Starts in Mid-December</p> <p>Business Inventories Industrial Production Philadelphia Fed Survey Retail Sales</p>	<p>16    Triple Witching Day S&P 500 Up 26 of 40</p>	<p>17</p>	<p>18</p>
<p>19 Chanukah </p> <p>Housing Mrkt Index</p>	<p>20</p> <p>Housing Starts Semiconductor Billings</p>	<p>21  Week After December Triple Witching DJIA Up 24 of Last 31, Average Gain 0.9%</p> <p>Consumer Confidence Existing Home Sales</p>	<p>22  GDP - Q3 Final Leading Indicators</p>	<p>23</p> <p>Day Before Christmas NASDAQ up 11 of Last 15</p> <p>Durable Goods New Home Sales Personal Income/Spending U Mich Consumer Sentiment</p>	<p>24</p>	<p>25</p> <p>Christmas</p>
<p>26</p> <p>Christmas Observed (Market Closed)</p>	<p>27  Watch for the Santa Claus Rally to Begin on December 23</p>	<p>28</p>	<p>29</p>	<p>30  Last Trading Day 2022, NAS Down 15 of Last 22, Was Up 29 Years 1971-1999</p> <p>Agricultural Prices Chicago PMI</p>	<p>31</p>	<p>1</p>

Economic release dates obtained from sources believed to be reliable. All dates subject to change.



Bull symbol signifies a favorable day based on the S&P 500 Rising 60% or more of the time on a particular trading day 2001-2021



Bear symbol signifies an unfavorable day based on the S&P 500 Falling 60% or more of the time on a particular trading day 2001-2021