

# DECEMBER 2025

**Sector Seasonalities: Long = (L); Short = (S)**














**Start:** Oil (L)

**In Play:** Biotech (L), Info-Tech (L), Banking (L), Broker/Dealer (L),

Computer Tech (L), Consumer Disc. (L), Consumer Staples (L), Healthcare (L), Industrials (L),

Materials (L), Pharmaceutical (L), Real Estate (L), Semiconductor (L), Transports (L)

**Finish:** Gold & Silver (L), Telecom (L)

MONDAY	TUESDAY	WEDNESDAY	THURSDAY	FRIDAY	SAT	SUN
<b>1</b>  <b>1st Trading Day NAS</b> <b>Up 25 of Last 38</b> <b>But Down 7 of Last 13</b>  Construction Spending ISM Index	<b>2</b>  <b>Average December Performance Last 21 Years:</b> <b>Dow: 0.7%</b> <b>Up 13 Down 8</b> <b>Rank #6</b>	<b>3</b>  <b>S&amp;P: 0.7%</b> <b>Up 14 Down 7</b> <b>Rank #6</b>	<b>4</b>  <b>NAS: 0.7%</b> <b>Up 13 Down 8</b> <b>Rank #7</b>	<b>5</b>   Consumer Credit ECRI Future Inflation Index Employment Rate Factory Orders U Mich Consumer Sentiment	<b>6</b>	<b>7</b>
<b>8</b> 	<b>9</b>  <b>Small Cap Strength Starts in Mid-December</b>  Productivity and Costs	<b>10</b>   CPI FOMC Announcement Treasury Budget Wholesale Trade	<b>11</b>  PPI	<b>12</b>	<b>13</b>	<b>14</b>
<b>15</b> Chanukah   <b>Monday Before</b> <b>Expiration, S&amp;P 500 Up</b> <b>16 of Last 25</b>  Housing Mkt Index	<b>16</b>  <b>Triple Witching Week, S&amp;P 500 Up 29 of Last 41</b>  Housing Starts Import/Export Prices Industrial Production	<b>17</b>   Business Inventories Retail Sales	<b>18</b>  Leading Indicators Philadelphia Fed Survey	<b>19</b>     <b>Quad Witching Day</b> <b>S&amp;P 500 Up 27 of 43,</b> Existing Home Sales GDP - Q3 Final Personal Income/Outlays - PCE Semiconductor Billings U Mich Consumer Sentiment	<b>20</b>	<b>21</b>
<b>22</b>   <b>Week After TWW,</b> <b>Dow Up 27 of Last 34,</b> <b>Average Gain 0.8%</b>	<b>23</b>   <b>Watch for the</b> <b>Santa Claus Rally</b> <b>to Begin on December 24</b>  Consumer Confidence New Home Sales	<b>24</b>   <b>Day Before Christmas</b> <b>NASDAQ up 14 of Last 18</b>  <b>(Shortened Trading)</b>  Durable Goods	<b>25</b>  <b>Christmas</b> <b>(Market Closed)</b>	<b>26</b> 	<b>27</b>	<b>28</b>
<b>29</b>	<b>30</b>  Chicago PMI	<b>31</b>   <b>Last Trading Day 2025,</b> <b>NAS Down 19</b> <b>of Last 25, Was Up 29</b> <b>Years 1971-1999</b>  Agricultural Prices FOMC Minutes	*Tues: Wkly Chain Store Sales & Avg Hourly Earnings *Wed: Oil & Gas Inventories *Thurs: Weekly Unemployment Report, Weekly Mutual Fund Flows & Weekly Natural Gas Storage Report *Fri: Weekly Leading Economic Index *Except holidays			

Economic release dates obtained from sources believed to be reliable. All dates subject to change.



Bull symbol signifies a favorable day based on the S&P 500 Rising 60% or more of the time on a particular trading day 2004-2024



Bear symbol signifies an unfavorable day based on the S&P 500 Falling 60% or more of the time on a particular trading day 2004-2024